

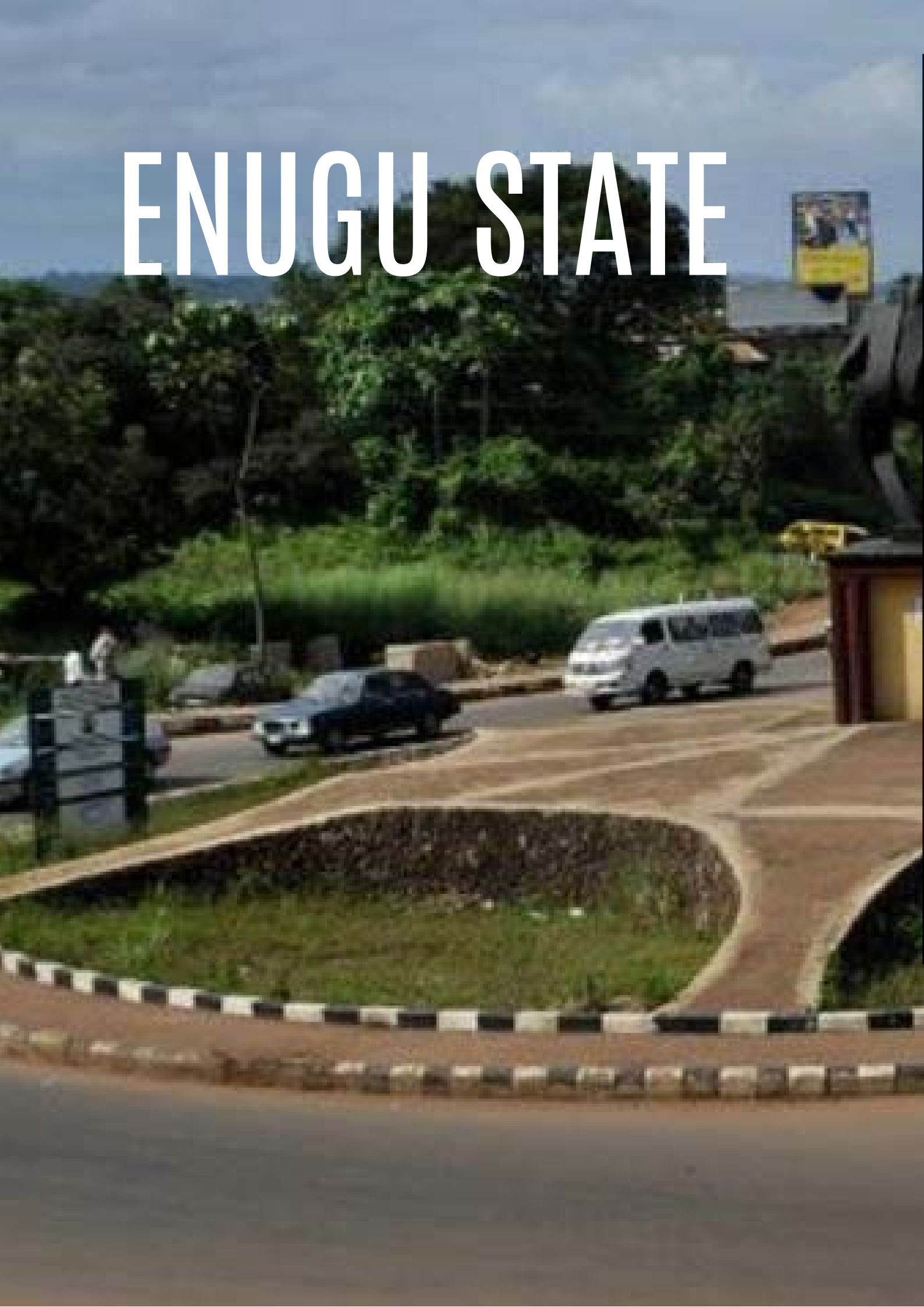
Aninri LGA

Budget Analysis and Monitoring Report



Citizens Report on Budget and Selected Capital Project Monitoring
in Aninri Local Government Area in Enugu State

ENUGU STATE



INTRODUCTION

Enugu State, located in the southeastern region of Nigeria, boasts a rich history intertwined with significant socio-political and economic milestones. Historically, the area was part of the Southern Nigeria Protectorate under British colonial rule and later became part of the Eastern Region upon Nigeria's independence in 1960. In 1967, during the Nigerian Civil War, the region declared itself the capital of the short-lived Republic of Biafra, a move that left enduring imprints on the state's identity and collective memory.

Post-Covid-19 Socio-Political and Economic Outlook of 2022

The Covid-19 pandemic brought unprecedented challenges globally, and Enugu State was not immune to its socio-political and economic ramifications. However, as the world gradually emerged from the pandemic's grip, Enugu State embarked on a path of recovery and resilience.

Socio-Political Outlook:

- The post-Covid-19 era in Enugu State witnessed concerted efforts by the government and various stakeholders to rebuild social

cohesion and strengthen community resilience. Initiatives focusing on healthcare infrastructure, education, and social welfare gained prominence, reflecting a commitment to safeguarding public health and enhancing social welfare systems.

- Civil society organizations and grassroots movements played a crucial role in advocating for inclusive policies and equitable distribution of resources, fostering a sense of solidarity and collective responsibility among citizens.

Economic Outlook:

- Enugu State's economic recovery post-Covid-19 was marked by a concerted push towards diversification and resilience-building. The Civil Society in the state advocated for the prioritization of investments in key sectors such as agriculture, manufacturing, and technology, leveraging local resources and expertise to stimulate economic growth and create employment opportunities.

- CSOs also called for collaborative efforts between the public and private sectors, as well as international development partners, to facilitated the implementation of sustainable development projects and initiatives aimed at enhancing productivity, competitiveness, and innovation across various industries.



Aninri Local Government Area Budget Analysis

The year 2021 is the year immediately after the Covid-19 global lockdowns which crippled the economies of governments at every level across the world. Aninri Local government Area of Enugu state was not left out of the effects of the Pandemic.

The 2021 budget for Aninri Local Government area was one that was expected to respond to the effects of the pandemic and put the economy of the Local Government Area on the path of recovery and prosperity.

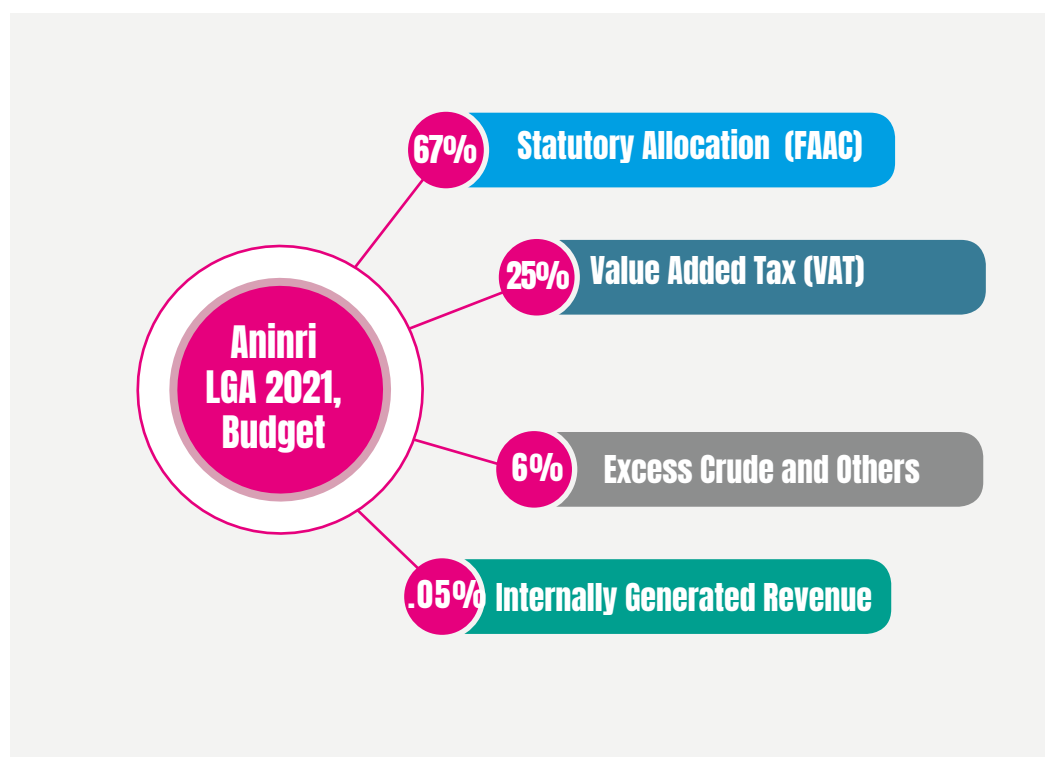
The total budget for the 2021 fiscal year is put at the sum of Two billion, one hundred and seventy-six million, six hundred and fifty-three thousand, four hundred

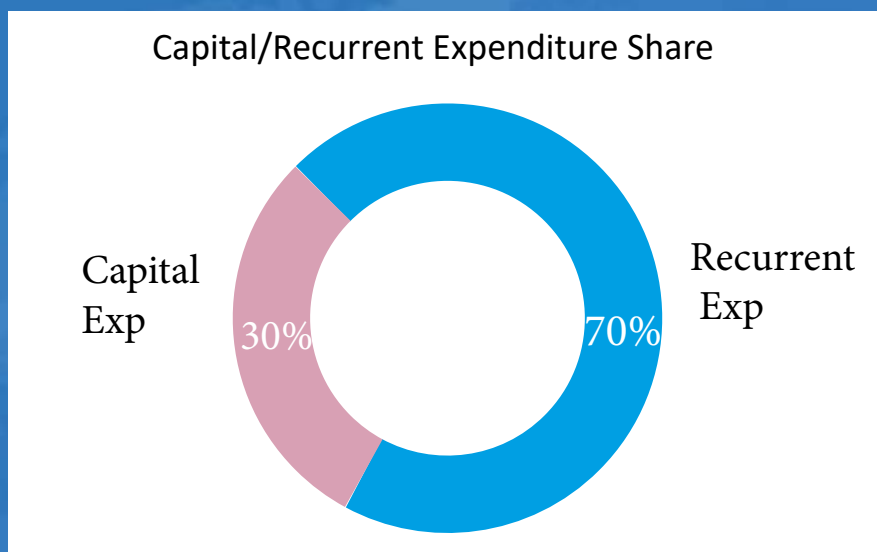
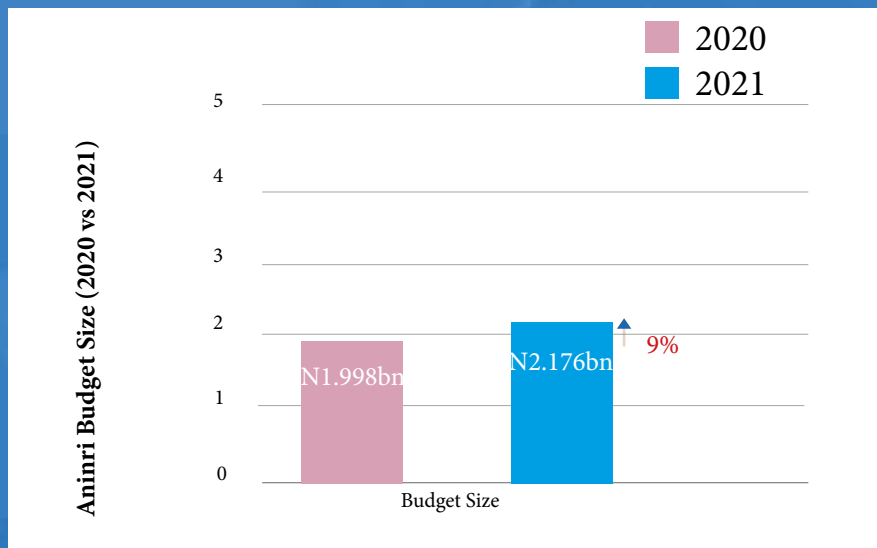
and sixteen naira (N2,176,653,416) representing an increase of nine percent which amounts to the sum of one hundred and seventy-seven million, eight hundred and thirty-two thousand, two hundred and seventy-three naira (N177,832,273) over the 2020 budget size of one billion, nine hundred and ninety-eight million, eight hundred and twenty-one thousand, one hundred and forty-three naira (N1,998,821,143)

A summary breakdown of the budget reveals that the sum of One billion, five hundred and eighteen million, one hundred and fifty-three thousand, four hundred and sixteen naira (N1,518,153,416) or seventy percent of the total budget is allocated to recurrent expenditure. The balance of Six hundred

Summary of the budget

Expenditure	2020 (N)	%	2021 (N)	%
Recurrent	1,300,357,626.00	65%	1,518,153,416.00	70%
Capital	698,463,518.00	35%	658,500,000.00	30%
Total	1,998,821,143.00	100%	2,176,653,416.00	100%





and fifty-eight million, five hundred thousand naira (N658,500,000) or thirty percent is allocated to capital expenditure. From the foregoing, it could be seen that there is a five percent increase above the 2020 budget share of sixty-five percent for recurrent expenditure on one hand, and a five percent decrease from the 2020 allocation to capital expenditure on the other hand. the drop in allocation to capital expenditure in the 2021 budget could be seen both in the amount of money allocated, and the percentage share of the budget.

A survey of the revenue profile of the local government area showed that the budget is largely going to be funded by allocations from the Federation account in the sum of Two billion, one hundred and sixty-four million, nine hundred and three thousand, four hundred and sixteen naira (N2,164,903,416). This represents 99,4% of the total budget. Internally Generated Revenue IGR accounted for the sum of Eleven million, seven hundred and fifty thousand naira only, or 0.6% of the estimated revenue for the

fiscal year.

The other sources of revenue include the sum of Eleven million, seven hundred and fifty thousand naira (N11,750,000) from Internally Generated Revenue IGR. This represents a paltry 1.6% of the total budget. From the budget allocations it could be seen that there is a drop in revenue expected from internally Generated Revenue in the 2021 fiscal year. This drop is in the sum of Two hundred and fifty thousand naira (N250,000). Internally Generated Revenue IGR sources include Taxes (N1,000,000.00), Licenses (N3,590,000.00), fees (N2,810,000.00), Sales (N800,000.00), and Earnings (N3,550,000.00)

A summary of the recurrent expenditure estimates by sector shows that the administrative sector received the sum of Six hundred and seventeen million, six hundred and eighty-three thousand, nine hundred and eighty-two naira (N617,683,982.00) as recurrent expenditure. This represents forty-one

Sectoral Allocations

Expenditure	2021 (N)	2020 (N)
General Administration	617,683,982.00	472,323,058.00
Economic	188,720,561.00	141,642,282.00
Social	167,593,584.00	140,030,448.00
Total	2,176,653,416.00	1,998,821,143.00

percent (41%) of the total recurrent expenditure. When compared with the recurrent expenditure estimates for that sector for the 2020 fiscal year, there is an increase of One hundred and forty-five million, three hundred and sixty thousand, nine hundred and twenty-four naira (N 145,360,924.00) or thirty-one percent (31%). The Economic sector received the sum of One hundred and eighty-eight million, seven hundred and twenty thousand, five hundred and sixty-one naira (N188,720,561.00) as recurrent expenditure. This exceeds the 2020 figure of One hundred and forty-one million, six hundred and forty-two thousand, two hundred and eighty-two naira (N141,642,282.00) by Forty-seven million, seventy-eight thousand, two hundred and seventy-nine naira (N47,078,279.00). The social sector also received the sum of One hundred and sixty-seven million, five hundred and ninety-three thousand, five hundred and eighty-four naira (N167,593,584.00) as recurrent expenditure for the 2021 fiscal year. This figure is higher than the recurrent expenditure estimates for the 2020 fiscal year of One hundred and forty million, thirty thousand, four hundred and forty-eight naira (N140,030,448.00) by Twenty-seven million, five hundred and sixty-three thousand, one hundred and thirty-six naira (N27,563,136.00). It follows therefore that there is a general increase in the recurrent expenditure estimates of the Aninri Local Government Council across all sectors of the economy in the year under review.

A further breakdown of the recurrent expenditure estimates reveals that the office of the Chairman of Aninri Local Government Council received an allocation of the sum of Two hundred and thirty-seven million, six hundred and sixty thousand, and eight naira (N237,660,008.00) or sixteen percent (16) of the total recurrent expenditure of the LGC.

The health sub-sector got the sum of One hundred and nineteen million, seven hundred and sixty-five thousand, six hundred and seventy-seven naira (N119,765,677.00) as estimated recurrent expenditure for the year under review. This translates into eight

percent (8%) of the total recurrent expenditure of the Local Government Council.

Furthermore, the education sub-sector received an allocation of the sum of Forty-seven million, eight hundred and twenty-seven thousand, nine hundred and seven naira (N47,827,907.00) as estimated recurrent expenditure. Similarly, the agriculture sub-sector got an allocation of Twenty-eight million, nine hundred and seventy-two thousand, nine hundred and ninety naira (N28,972,990.00) as recurrent expenditure estimates for the 2021 fiscal year.

On the capital expenditure side of the budget, the capital expenditure estimates for Aninri Local Government Council witnessed a decline in the 2021 fiscal year when compared to the 2020 estimates. In 2020, the capital expenditure estimate stood at the sum of Six hundred and ninety-eight million, four hundred and sixty-three thousand, five hundred and eighteen naira (N698,463,518.00). This amount dropped in 2021 to the sum of Six hundred and fifty-eight million, five hundred thousand naira (N658,500,000.00).

Despite the apparent drop in the capital expenditure outlay in the 2021 fiscal year, there was substantial increase in the capital expenditure allocations to the sub-sectors of education and agriculture. The capital expenditure allocation to Education increased from Sixty-one million naira (N61,000,000.00) in 2020 to a whopping One hundred and six million naira (N106,000,000.00) in 2021. Capital expenditure allocation to agriculture increased from the sum of Twenty-three million one hundred and ten thousand naira (N23,110,000.00) in 2020 to the sum of Twenty-five million naira (N25,000,000.00) in 2021. Capital expenditure allocation to the health sub-sector however suffered a reversal from the sum of Three hundred and thirty-one million, six hundred and eighty-eight thousand naira (N331,688,000.00) in 2020 to a paltry sum of Sixty-six million, five hundred thousand naira in 2021. There was no capital expenditure allocation for water supply in the 2021 budget of Aninri LGC.

Revenue Profile

Expected Revenue Sources	Amount in Naira	% of Total Revenue
Federation Account Allocation	617,683,982.00	472,323,058.00
Internally Generated Revenue IGR	188,720,561.00	141,642,282.00
Others	167,593,584.00	140,030,448.00
Total	2,176,653,416.00	1,998,821,143.00

Revenue Expected from the Federation Account

Share of Federation Account Allocation	Amount in Naira	%
Statutory Allocation (FAAC)	617,683,982.00	472,323,058.00
Value Added Tax (VAT)	188,720,561.00	141,642,282.00
Excess Crude and Others	167,593,584.00	140,030,448.00
Federation Account Allocation Subtotal	2,164,903,416.00	100%

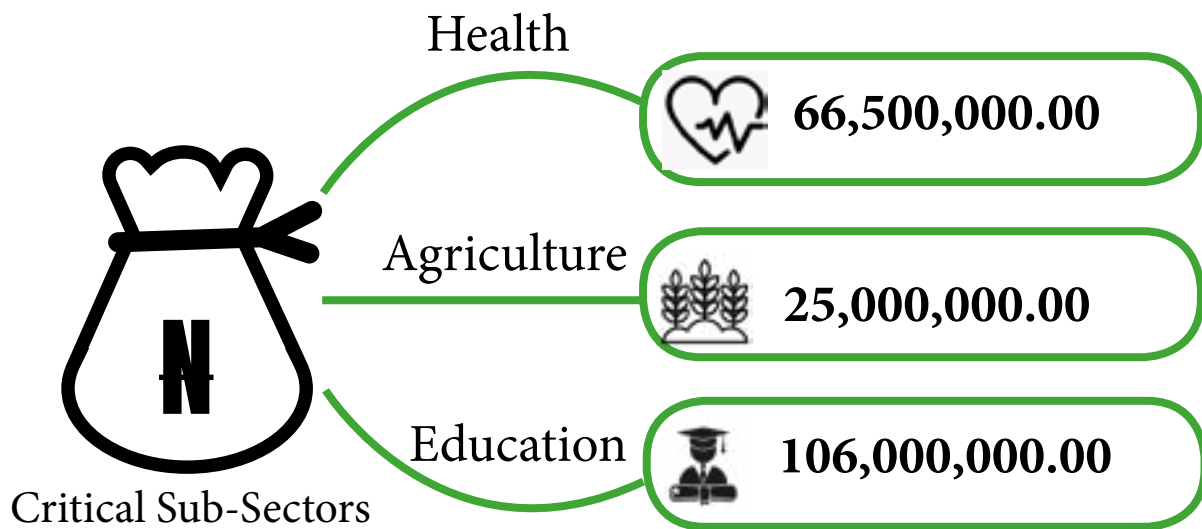
A summary of the capital expenditure estimates of Aninri Local Government Council for the year under review sector-wise indicates that the social sector received the highest allocation in the sum of Three hundred and thirty-two million, five hundred thousand naira (N332,500,000.00) or fifty percent (50%). The economic sector received an allocation of Three hundred and thirteen million, eight hundred thousand naira (N313,800,000.00) or forty-eight percent (48%) of the total capital expenditure estimates.

To understand how this budget responds to the development needs of Aninri Local Government area in a post COVID-19 economy, a critical look at some major capital projects is necessary. In the social sector where the largest allocation for capital expenditure was channeled to, apart from the allocation of the sum of Thirty-million-naira (N30,000,000.00) for the construction of a few classroom blocks at three locations (Ten million naira (N10,000,000.00) each for a three (3) classroom block), the bulk of the funds was allocated to the “Construction of Hall at Mini stadium” at the sum of One hundred and fifty million naira (N150,000,000.00). This project,

and the Two hundred- and fifteen-million-naira (N215,000,000.00) allocation for the building of a road and bridge from Ezenisi to Ndeaboh are easily the signature capital expenditure projects of Aninri Local Government Council in the 2021 fiscal year. The only capital projects under agriculture are a fifteen-million-naira (N15,000,000.00) allocation for “Purchase of Agro chemicals”, and a Ten-million-naira (N10,000,000.00) allocation for the “Purchase of improved seeds varieties”. There is no allocation for water supply, and there is also no allocation for soft loans and micro-credit facilities to traders and farmers.

In all, this budget is heavily dependent on revenue from the Federation Account for its funding. It is equally oriented towards recurrent expenditure consumption and lacks the necessary investments in productive sectors that possesses the power to stimulate the local economy and guarantee recovery and stability.

Budgets like these do not meet the expectations of a post COVID-19 economy and run short of the demands for Local Government autonomy.



Graphic Summary of the Budget

	Budget 2020	%	Budget 2021	%
Recurrent Expenditure	1.300 bn	65	1.518 bn	70
Capital Expenditure	698 m	35	659 m	30
Total	1.999 bn	100	2.177 bn	100

Project Monitoring Report

Brief on Aninri LGA.

Aninri is a Local Government Area of Enugu State, Nigeria. Its headquarters are in the town of Ndeaboh. The local government is about 233,723 inhabitants according to the projected population from 2006 census. Aninri is made up of five towns; Oduma, Nenwe, Ndeabo, Mpu and Okpanku. Oduma is the largest of the five with a population of approximately 98,000 inhabitants at the 2006. Aninri has a common boundary with Nkanu-East to the northeast and Awgu to the northwest. The Local Government was created from Old Awgu LGA in 1996. It was to go by the name, Awgu South LGA until the political leaders of the area chose to go by a different identity outside the popular Awgu. The local council area

largely engaged in Agricultural practices. Aninri is accessible from Enugu-Portharcourt expressway with at least four entrances with well paved roads. Through: Onwe junction, Nenwe junction, Mgbowo junction and Aki naUkwa junction. Aninri has an area of 364 km² and a population of 233,723 at the 2006 census.

Aninri LGA is one of the Pilot LGAs for the Social Action Campaign on Local Government Autonomy and Accountability for Effective Service Delivery. Below are our findings on the projects monitored across the LGA as captured on the 2021 Local Government Budget

CONSTRUCTION OF CULVERT AT UHUOGIRI VILLAGE, NDEABOH.

Sector	Economic (Roads and Bridges)
Beneficiary	Uhuogiri Village
Approved Estimate	N500,000
Monitoring Report	The Budget Monitoring Team visited the location of this Culvert in Uhuogiri Village and confirmed that the project has not been executed as planned and approved. As at Saturday 24th September, 2022, the Culvert was still in a sorry state as the connecting communities may be cut off in no time as a result of the worsening condition of the culvert. It can be safe to say that the project has been abandoned, yet, there is a significant economic importance of this culvert as it links 2 major communities to Ihuogiri, Amuro and Uhucheke Villages and also to their farmlands and major markets in Ndeaboh Community.

Figure 1 Uhuogiri Culvert Visuals



EQUIPMENT OF NEW AND EXISTING HEALTH FACILITY	
Sector	Health
Beneficiary	Nochele and Uhucheke Village
Approved Estimate	N10,000,000
Monitoring Report	The Budget Monitoring Team visited two major Primary Health Care Facilities in Ndeaboh Community and observed that there were no trace of the items approved in the 2021 budget that were executed especially with regards to equipping the health facilities as captured in the budget of 2021. Evidences are on the photos attached.

Figure 2 Dilapidated and Poorly Equipped Nochele Health Centre, Ndeaboh.



Figure 3. Agbo Achara Model Health Centre, staff not on ground regularly and the challenge poor access road.



CONSTRUCTION OF HALL AT MINI STADIUM NDEABOH	
Sector	Youth and Sports
Beneficiary	Aninri LGA (Ndeaboh)
Approved Estimate	N150,000,000
Monitoring Report	<p>The Said hall can be spotted in this shot clip. However, it has different reference in the same budget document cost and designation.</p> <p>The Budget Monitoring Team were at the Mini Stadium still under construction to ascertain if the project quoted was carried out but as can be evidently seen on the photos attached, there is no trace of such a hall within the premises of the Mini Stadium Complex except for the visible Ultra Modern Hall located a distance away from the Mini Stadium which the same budget document had captured to have been executed (One Third of work done) in 2020 with the approved sum of N51,000,000.</p> <p>The Said hall can be spotted in this shot clip. However, it has different reference in the same budget document cost and designation</p>

Figure 4 Mini Stadium Visuals.



WORKING 11KM EARTHWORK WITH BRIDGES, CULVERTS AND ASPHALTING, 21/2KM ROAD FROM EZINESI TO NDEABOH

Sector	Economic (Roads and Bridges)
Beneficiary	Ezinesi, Oduma, Ndeaboh
Approved Estimate	N215,000,000
Monitoring Report	The Budget Monitoring Team toured the road from start to where it abruptly stopped. Findings revealed that the road didn't eventually enter the next community (Ezinesi) as approved. From the road project signage, it points to a constituency project by the Senator representing Enugu West Senatorial District and not that of a LGA intervention

Figure 5 Ezinesi Ndeaboh road; from the beginning to the end



CONSTRUCTION OF ONUOVO CULVERT IMOGO AMAEZE OKPANKU.

Sector	Economic (Roads and Bridges)
Beneficiary	Imogo Amaeze, Okpanku
Approved Estimate	N500,000
Monitoring Report	The Budget Monitoring Team painstakingly got to this Culvert location in the rice farm settlement. It was gathered that this Culvert was a creation of community efforts and never had the government made efforts to fix it even when it has been captured in the budget. The Culvert was constructed on 17/04/2007 as inscribed on the structure. This culvert connects locals to their farmlands, mills and markets

Figure 6 Imogo Amaeze Culvert Visuals.



RECONSTRUCTION OF MPU CORPERS LODGE FENCE.	
Sector	Education
Beneficiary	Mpu
Approved Estimate	N7,000,000
Monitoring Report	Contact of Lodge Coordinator: Corper Emmanuel, 08083641970 The Budget Monitoring Team met the Corpers' lodge and the fence in question in a pitiable situation. We gathered that since the lodge was commissioned in 2009 nothing else has been done to make the place habitable for those on a National Assignment. The Corpers had expressed serious security concerns noting that hoodlums do attack them at night owing to the absence of a security gate as well as the sorry state of the roof works. This project was reported COMPLETED in the Budget progress report of January – September, 2020

Figure 7 Corpers Lodge Mpu Visuals



CONSTRUCTION OF IBE ABBAH CULVERT AMACHALLA MPU	
Sector	Economic (Roads and Bridges)
Beneficiary	Ibe Abbah
Approved Estimate	N500,000
Monitoring Report	The Ibe Abbah Culvert was no exception to the status of project execution situation seen in other areas of Aninri LGA as The Budget Monitoring Team still got yet another dose of shock observing the level of negligence on the side of government to the yearnings of this neighbourhood especially with regards to the dire need to fix this all important culvert in order to avert any impending tragedy. The Culvert constructed there many years ago was wrongly sited, far off from the water, flow making the said culvert redundant and completely useless thereby making it imperative to get a new culvert constructed in earnest

Figure 8 Old Ibe Abbah Culvert constructed far away from the water way and rendered redundant



RENOVATION OF CENTRAL SCHOOL, ODUMA	
Sector	Education
Beneficiary	Oduma
Approved Estimate	N7,000,000
Monitoring Report	The Central School, Oduma was observed to have had a peripheral facelift done on just Five (5) blocks within the administrative building which is apparently the offices of the staff of the school. The roof of Five (5) blocks was changed and the walls repainted then a PVC ceiling done as can be seen on the photo captured on site. A stroll to the nearby blocks of the same building revealed that the said renovation effort was not extended to the rest of the school blocks with some of the facilities in the school visibly in a very bad shape.

Figure 5 Central School, Oduma Visuals.



RENOVATION OF CORPERS LODGE, ODUMA	
Sector	Education
Beneficiary	Oduma
Approved Estimate	N7,000,000
Monitoring Report	The Corpers Lodge, Oduma was nicknamed Grasshoppers Lodge by the team on tour due to the level of dilapidation of the supposed residence of those on a special National assignment. The Corp Members had long vacated this facility so the team went ahead to visit their new base but we were greeted by a sight worse off than this and of course the Corp members had exited same facility and now renting separate apartments on their own expense. Efforts to locate their current base proved abortive as it would have made fetching other information more convenient for us

Figure 9 Coppers Lodge Oduma Visuals surroundings.



ANINRI LGA (TRACED)			
S/No	Project Description	Amount	Sector
1	Equipment of New and Existing Health Facility	10,000,000	Health
2	Repairs of Corpers Lodge Oduma	7,000,000	Education
3	Renovation of Central School Oduma	7,000,000	Education
4	Reconstruction of Mpu Corpers Lodge Fence	7,000,000	Education
5	Construction of Hall at mini stadium Ndeaboh	150,000,000	Youth and Sports.
6	Working 11km earthwork with bridges, culverts, and Asphalting, 21/2km Road from Ezinesi to Ndeaboh	215,000,000	Economic (Roads and Bridges)
7	Construction of Culvet at Uhuogiri Village Ndeaboh	500,000	Economic (Roads and Bridges)
8	Construction of Onuovo culverts Imogo Amaeze Okpanku	500,000	Economic (Roads and Bridges)
9	Construction of Ibe Abbah Culvert Aman Mpu chala	500,000	Economic (Roads and Bridges)
ANINRI LGA (NOT TRACED)			
1	Purchase of Agro Chemicals and Knapsack sprayers at LGC	15,000,000	Economic (Agriculture)
2	Purchase of improved seed varieties	10,000,000	Economic (Agriculture
3	Repair of Cold Chain Equipments	10,000,000	(Health)
4	Training Workshop	500,000	(Health)
5	Oncha	1,000,000	(Health)
6	Malaria Control	10,000,000	(Health)
7	TB/leprosy Control	1,00 0,000	(Health)
8	Hiv/Aids	1,000,000	(Health)
9	Epidemiology And Disease Control	10,000,000	
10	Social mobilization Activity	3,000,000	
11	NIPD	10,000,000	
12	IPDS 1	4,000,000	
13	IPDS 2	3,000,000	
14	IPDS 3	3,000,000	
15	Construction of Exam Hall 1st Choice primary School, Ezinesi Oduma	25,000,000	Education
16	Building of 3 classrooms blocks at Uhueze Nenwe, Agada Nenwe, Okpanlu and Mpu	10,000,000	Education
17	Sponsoring of CSDP projects	30,000,000	Education
18	Construction of 3 classrooms block community primary school at Oduma Achara	10,000,000	Education
19	Construction of 3 primary school blocks Community Primary School Negba	10,000,000	Education
20	Sponsoring of Sporting Activities	10,000,000,000	Youth And Sport
21	Renovations of Pavalions And Fences in LGs	10,000,000	Reform of Government And Governance General Admin

22	CSDP	1,200,000	Reform of Government And Governance General Admin
23	SOCU/CBIT	1,000,000	Reform of Government And Governance General Admin
24	Extensions of poles, Wires, and Transformers at Amacharauka, Nanwu, Iyiri and Ezinezi	20,000,000	Power
25	Extension of Electricity at Amaeze Ohafia, and Amankanu Ohofia, Negba	10,000,000	Power
26	Extension of Electricity to Amagu Okpaniku	3,000,000	Power
27	Extension of Electricity to Amanchalla Mpu	2,000,000	Power
28	Grading and Lateriling of Rural Roads	30,000,000	Economic (Roads and Bridges)
29	Construction of Ovue Culvet Ugwuokpa Emudo Nnewe	500,000	Economic (Roads and Bridges)
30	Construction of culverts at Obiluegu, okpome , Agbada, Nenwe	500,000	Economic (Roads and Bridges)
31	Contruction og Ngbarogu Culverts by amorji Road Nenwe 1km	500,000	Economic (Roads and Bridges)
32	Construction of Culverts at Onuafo, Culvet Obuagu Ezinato ohofia Oduma Ward 4	500,000	Economic (Roads and Bridges)
33	Construction of Culverts at Nwangene Ogboo Amachanuka, Ezinesi	500,000	Economic (Roads and Bridges)
34	Construction at Liberty primary School road Ihueze obeagu oduna	500,000	Economic (Roads and Bridges)
35	Construction of Ngene Culvet Amorji Enu Oduna	500,000	Economic (Roads and Bridges)
36	Planning Reserve	3,800,000	

Head Office

33, Oromineke Layout,
Off Emekuku Street, D-Line,
Port Harcourt, Nigeria.
Tel:+234 (0)84 360903

National Advocacy Centre
20 Yalinga Street (House1)
Wuse2, Abuja, FCT

Paralegal/Community Resource Centre

Warri

No 10, Major Dan Azubuike Road,
Off Niger Cat, by Refinery Road.
Ekpan, Effurun, Warri, Delta State

Bori(Ogoniland)

6 Kaani Road (Top Flour)
Bori, Rivers State

Diobu

No 77 Urualla Street,
Mile 1 Diobu, Port Harcourt, Rivers State

Brass

JBA Villa, Twon Brass,
Bayelsa

Social Action International

310 Dupont St. Suite 200,
Toronto, ON, Canada M5R 1V9



SocialActionNigeria



SocialActionNg



Social.Action.Sdic

www.saction.org