

A Synopsis of the
**CITIZENS'
REPORT**

on Budgets and Projects of
the Niger Delta Development
Commission (**NDDC**)

Introduction

The Niger Delta region is the storehouse of Nigeria petroleum resources. As the oil-producing region, the Niger Delta is the primary source of revenue for all the tiers of government in Nigeria. However, rather than being a blessing to the people, oil and gas production has resulted in massive environmental degradation, with colossal levels of ground, water and air pollution. Massive impoverishment and human rights abuses and the lack of access to health, education, energy and other social infrastructure contributed to creating communal protests and degenerated into armed militancy.

As part of the effort to address the rising tension and restiveness in the region, the Nigerian government established the Niger Delta Development Commission (NDDC) in the year 2000 as the institutional vehicle to drive the region's development.

However, two decades after the NDDC was established, the federal agency failed to achieve its mandate satisfactorily. Corruption, complacency and impunities by people who supposedly should oversight the activities of the Commission have contributed in no small measure to its lacklustre performance.

To appreciate the depth of crisis and challenges of the NDDC, this report provides a synopsis of the analysis conducted on the operation on NDDC using its 2019 Approved Capital Budget.

CORRUPTION is the primary factor responsible for the failure of NDDC. The following issues are causes or consequences of corruption in federal agency:

SUMMARY OF KEY FINDINGS

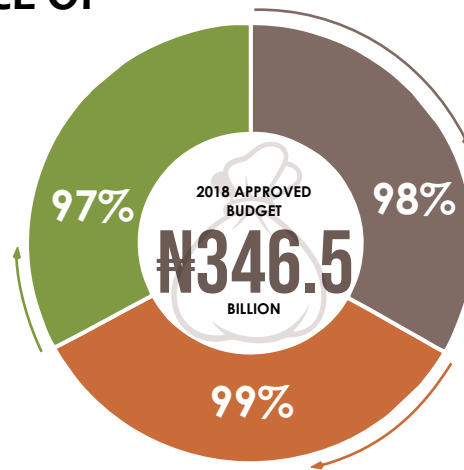
- Poor Oversight and Supervision of the Commission by the Presidency, the Ministry of Niger Delta and the National Assembly..
- Budget and Fiscal Secrecy
- Delay in Annual Budget Passage
- Violation of Procurement Laws and Standards
- Projects Abandonment
- Massive Debts to Contractors and Non-payment for Contracts Award
- Questionable Fund Allocation Trend
- Skewed Budgetary Allocations
- Over Ambition and Unrealistic Projects Pursuits
- Failure to publish and Act on the Forensic Audit emboldens corruption

KEY RECOMMENDATIONS

- Overhauling of the NDDC by constituting the substantive board.
- Improve legislative and administrative oversight of the commission.
- Ensuring open budget and transparency of operation (institute open contacting process)
- Periodic, Regular and independent audit of the Commission
- Strengthening community engagement and participation in budgeting and project implementation processes.
- Strict Adherence to Zero base budgeting approach and prioritization of projects based on actual community needs.
- Strict adherence to procurement processes, laws and standards
- Multi-stakeholder partnership to constantly monitor the activities of NDDC
- Active monitoring of financial and procurement activities of the NDDC by anti-graft agencies.
- Decisive action by the president on the Forensic Audit report and the prosecution of corrupt officials and contractors.

PERFORMANCE OF 2018 BUDGET

₦304.4billion capital expenditure representing **97%** was actualized and spent as of July 2019



2018 budget achieved a **98%** success in terms of revenue inflow.

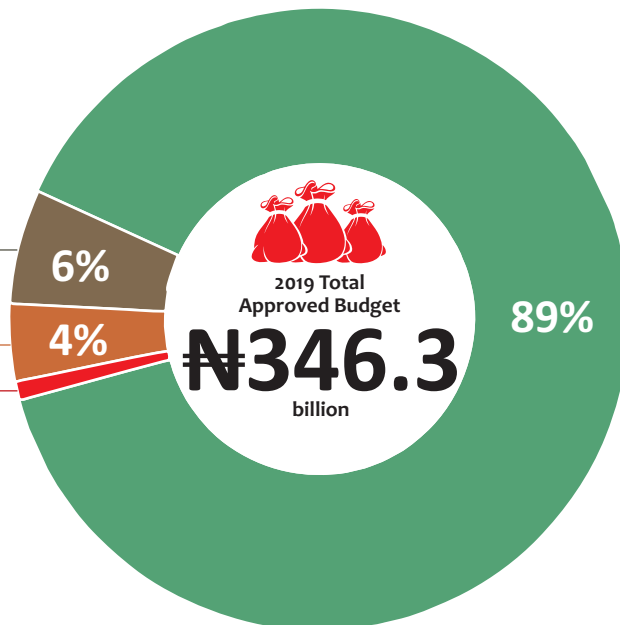
Recurrent expenditure and the internal capital of **₦35.7billion**, representing **99.8%** was received and spent as at December 2019..

2019 APPROVED NDDC BUDGET (Passed in March 2020)

Personnel Allocation
₦22.3bn

Overhead Expenditure
₦13.4bn

Internal Capital Expenditure
₦4.083bn
1.18%



Development Capital
₦306.5bn

Implementation period
March-May 30th 2020

Sources of Revenue to fund the 2019 NDDC Budget

Revenue brought forward

₦11bn

Federal government contribution

₦100.1bn

Oil Company Contribution & NLNG

₦230bn

Ecological fund

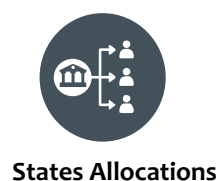

₦5bn

Internally realized income

₦200m

Sub-division of Capital allocation:


NDDC Capital allocation was sub-divided into



REGIONAL PROJECT BREAKDOWN (BY SUB-SECTOR)

	SECTOR/ FOCUS AREAS	NOS OF PROJECTS	TOTAL APPROVED AMOUNT
	Agriculture/ Fisheries	13	3,497,633,696
	Canalisation/Reclamation	27	6,830,285,650
	Community & Rural Development	6	262,950,000
	Ecological	10	2,582,500,000
	Education	14	2,052,350,000
	Energy & Power Supply	39	9,393,316,032
	ICT	22	1,344,415,000
	Industrial & Enterprise Development	17	11,569,000,000
	Strategic Planning, Research Statistics & Mgt. Information System	17	1,765,000,000
	Projects Admin/ Others	11	15,464,722,837
	Security Admin	10	3,324,900,000
	Health	33	12,503,500,000
	Shore Protection/ Jetty	29	4,211,245,550
	Roads / Bridges	112	19,248,040,805
	Youths Sports & Women Empowerment	19	1,226,500,000
	Governance & Social Services	40	5,385,310,431
	TOTAL	419	100,661,670,001

FRIVOLOUS EXPENDITURE INSIDE THE REGIONAL ALLOCATION



**Total
Frivolous
Expenditure**





















	SUB-SECTOR	Nos OF FRIVOLOUS PROJECTS	TOTAL APPROVED AMOUNT
	Community & Rural Development	4	245,700,000m
	Ecological	2	137,500,000m
	Education	3	271,000,000m
	Energy & Power Supply	3	1,175,000,000bn
	ICT	3	390,000,000m
	Industrial & Enterprise Development	5	491,500,000m
	Strategic Planning, Research Statistics & Mgt. Information System	13	1,660,000,000bn
	Projects Admin/ Others	4	14,325,000,000bn
	Security Admin	5	2,750,000,000bn
	Health	5	6,145,000,000bn
	Youths Sports & Women Empowerment	9	770,000,000m
	Governance & Social Services	15	2,732,000,000bn
	TOTAL	71	31,092,700,000bn

STATES APPROVED CAPITAL ALLOCATIONS



2019 NDDC STATES CAPITAL ALLOCATIONS

1. Akwa Ibom State **₦38.97BN** Approved NDDC Budget





















	SUB-SECTOR	Nos OF PROJECTS	TOTAL APPROVED AMOUNT
	Agriculture	3	 187,500,000m
	Ecological	15	 3,566,000,000bn
	Education	40	 1,979,752,588bn
	Energy & Power Supply	84	 5,955,910,003bn
	Health	12	 987,250,000m
	Shore Protection/ Jetty	13	 793,000,000m
	Roads / Bridges	399	 19,487,092,770bn
	Governance, Social Services & Sport	59	 2,667,323,597bn
	Water Supply	131	 3,342,171,042bn
	TOTAL	736	 38.966billion

Akwa Ibom Projects Monitoring Report



2. Delta State **₦41.648BN**

Approved NDDC Budget





















	SUB-SECTOR	Nos OF PROJECTS	TOTAL APPROVED AMOUNT
	Canalisation/Reclamation	11	 930,060,653m
	Ecological	4	 105,880,284m
	Education	53	 2,899,640,246bn
	Energy & Power Supply	130	 5,788,224,021bn
	Health	23	 1,280,818,660bn
	Jetty/Shore Protection	35	 1,316,666,368bn
	Roads / Bridges	654	 26,842,098,098bn
	Governance, Social Services & Sport	6	 946,271,382m
	Water Supply	83	 1,538,800,317bn
	TOTAL	999	 41,648,460,029bn

Delta Projects Monitoring Report



3. Rivers State **₦32.525BN**

















Approved NDDC Budget

	SUB-SECTOR	Nos OF PROJECTS	TOTAL APPROVED AMOUNT
	Agriculture/ Fisheries	4	 97,500,000m
	Canalisation/Reclamation	26	 3,639,313,443bn
	Education	25	 903,350,501m
	Energy & Power Supply	116	 3,219,557,598bn
	Water Supply	80	 2,420,506,507bn
	Health	19	 708,325,000m
	Jetty/Shore Protection	26	 1,102,001,000bn
	Roads / Bridges	574	 18,469,109.049bn
	Governance, Social Services & Sport	67	 1,966,282,488bn
	TOTAL	937	 32,525,945,586bn

Rivers Projects Monitoring Report



4. Imo State **Approved NDDC Budget** **₦10.526BN**





















	SUB-SECTOR	Nos OF PROJECTS	TOTAL APPROVED AMOUNT
	Education	20	 241,510,000m
	Energy & Power Supply	72	 1,148,261,235bn
	Canalisation	3	 32,325,000m
	Health	26	 633,446,199m
	Roads / Bridges	328	 7,362,525,093bn
	Governance & Social Services	53	 855,443,070m
	Water Supply	39	 252,655,936m
	TOTAL	541	 10,526,166,532bn

Imo State Projects Monitoring Report



5. Ondo State

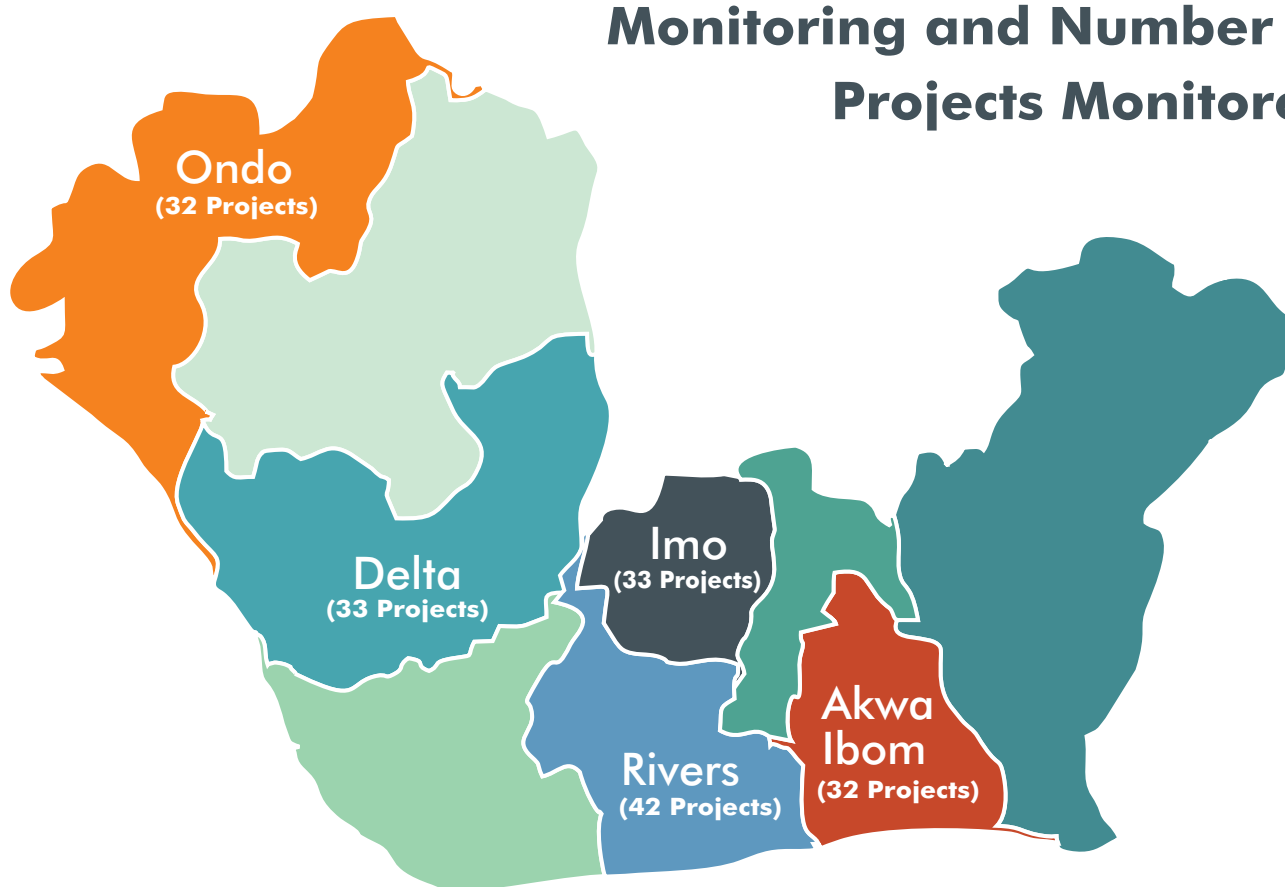
Approved NDDC Budget **₦13.839BN**

	SUB-SECTOR	Nos OF PROJECTS	TOTAL APPROVED AMOUNT
	Agriculture/ Fisheries	3	 147,500,000m
	Canalisation/Reclamation	13	 991,000,000m
	Education	60	 858,817,637m
	Energy & Power Supply	49	 2,170,751,306bn
	Health	21	 470,325,000m
	Jetty/Shore Protection	32	 631,924,570m
	Roads / Bridges	161	 6,402,729,473bn
	Governance, Social Services & Sport	53	 1,468,375,033bn
	Water Supply	56	 698,280,545m
	TOTAL	448	 13,839,703,564bn

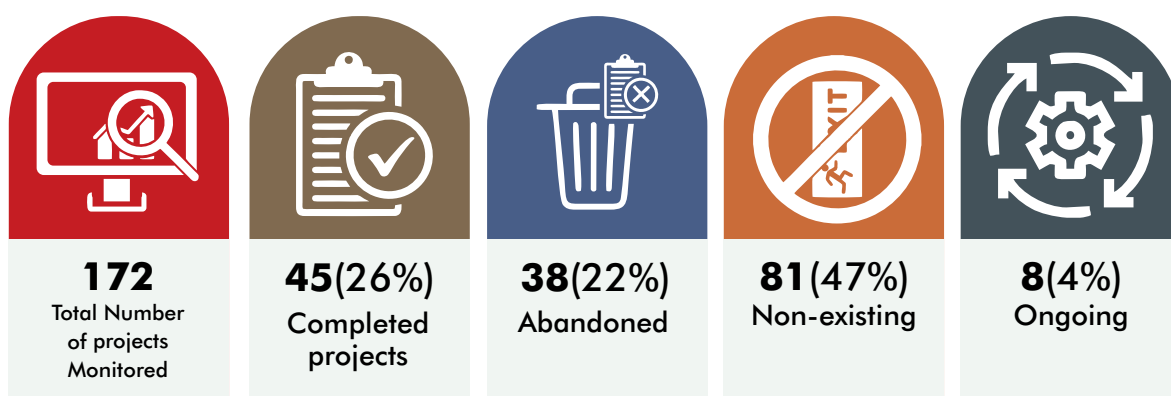
Ondo State Projects Monitoring Report



States Covered in the Monitoring and Number of Projects Monitored



Summary of Field Monitoring Reports





Copyright © 2022 Social Development Integrated Centre (Social Action)

All rights reserved

ISBN: 978-35535-4-2

Published by:

Social Development Integrated Centre (Social Action)

33, Oromineke Layout, D-Line

Port Harcourt, Nigeria

Tel/Fax +234 84 765 413

www.saction.org