

A Synopsis of the
**CITIZENS
REPORT**

on Budgets and Projects of
the Niger Delta Development
Commission (**NDDC**)

Copyright © 2022 Social Development Integrated Centre (Social Action)

All rights reserved

ISBN: 978-35535-4-2

Published by:

Social Development Integrated Centre (Social Action)

33, Oromineke Layout, D-Line

Port Harcourt, Nigeria

Tel/Fax +234 84 765 413

www.saction.org

Introduction

The Niger Delta region is the storehouse of Nigeria petroleum resources. As the oil-producing region, the Niger Delta is the primary source of revenue for all the tiers of government in Nigeria. However, rather than being a blessing to the people, oil and gas production has resulted in massive environmental degradation, with colossal levels of ground, water and air pollution. Massive impoverishment and human rights abuses and the lack of access to health, education, energy and other social infrastructure contributed to creating communal protests and degenerated into armed militancy.

As part of the effort to address the rising tension and restiveness in the region, the Nigerian government established the Niger Delta Development Commission (NDDC) in the year 2000 as the institutional vehicle to drive the region's development.

However, two decades after the NDDC was established, the federal agency failed to achieve its mandate satisfactorily. Corruption, complacency and impunities by people who supposedly should oversight the activities of the Commission have contributed in no small measure to its lacklustre performance.

To appreciate the depth of crisis and challenges of the NDDC, this report provides a synopsis of the analysis conducted on the operation on NDDC using its 2019 Approved Capital Budget.

CORRUPTION is the primary factor responsible for the failure of NDDC. The following issues are causes or consequences of corruption in federal agency:

SUMMARY OF KEY FINDINGS

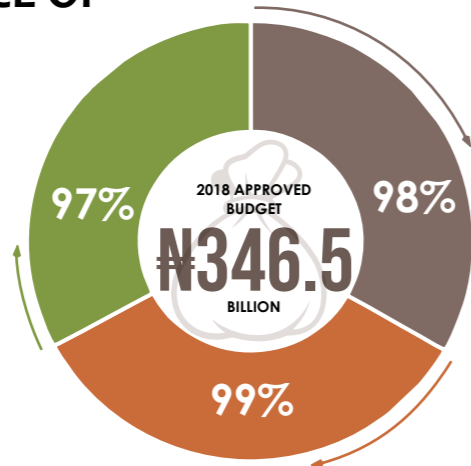
- Poor Oversight and Supervision of the Commission by the Presidency, the Ministry of Niger Delta and the National Assembly..
- Budget and Fiscal Secrecy
- Delay in Annual Budget Passage
- Violation of Procurement Laws and Standards
- Projects Abandonment
- Massive Debts to Contractors and Non-payment for Contracts Award
- Questionable Fund Allocation Trend
- Skewed Budgetary Allocations
- Over Ambition and Unrealistic Projects Pursuits
- Failure to publish and Act on the Forensic Audit emboldens corruption

KEY RECOMMENDATIONS

- Overhauling of the NDDC by constituting the substantive board.
- Improve legislative and administrative oversight of the commission.
- Ensuring open budget and transparency of operation (institute open contacting process)
- Periodic, Regular and independent audit of the Commission
- Strengthening community engagement and participation in budgeting and project implementation processes.
- Strict Adherence to Zero base budgeting approach and prioritization of projects based on actual community needs.
- Strict adherence to procurement processes, laws and standards
- Multi-stakeholder partnership to constantly monitor the activities of NDDC
- Active monitoring of financial and procurement activities of the NDDC by anti-graft agencies.
- Decisive action by the president on the Forensic Audit report and the prosecution of corrupt officials and contractors.

PERFORMANCE OF 2018 BUDGET

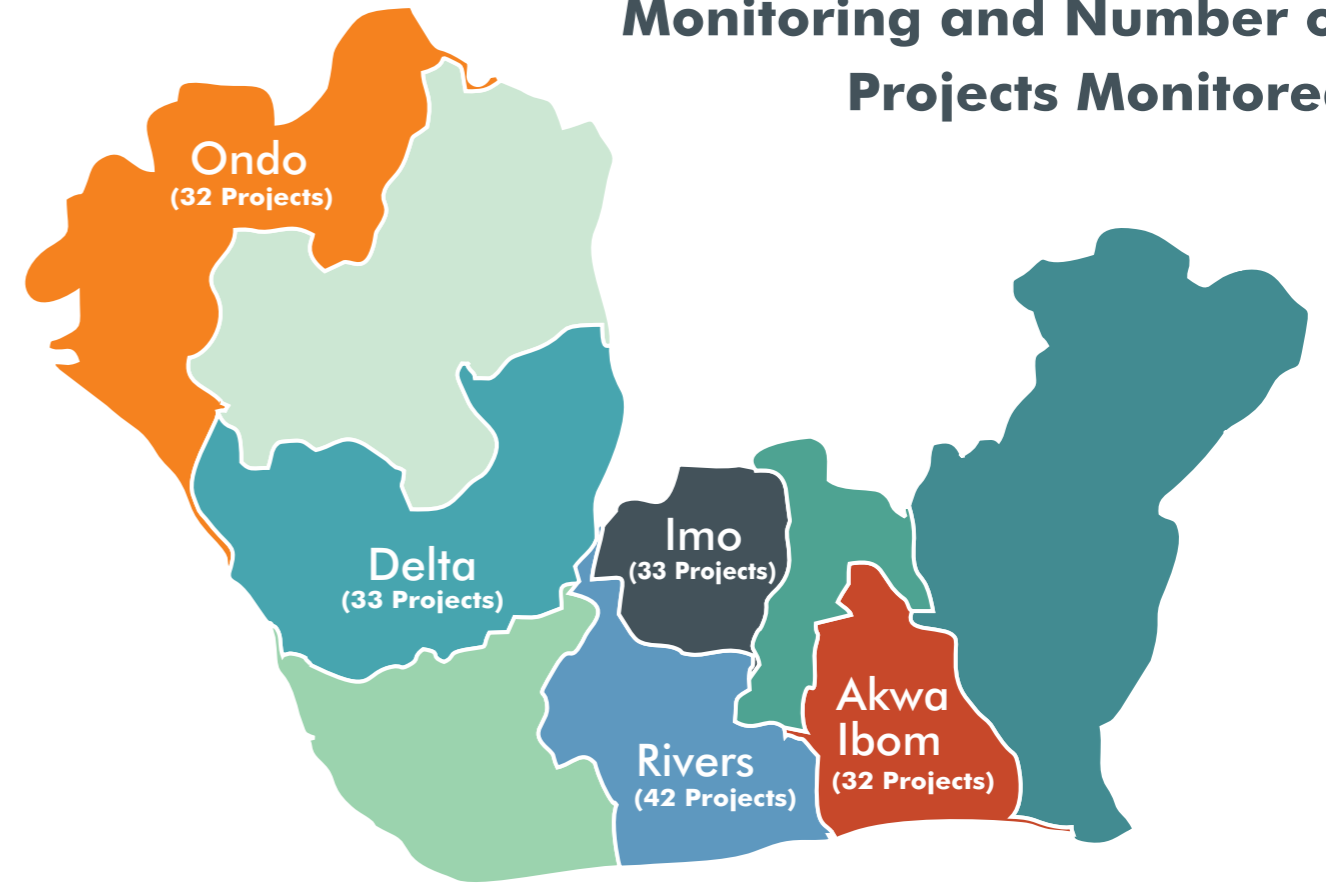
₦304.4billion capital expenditure representing 97% was actualized and spent as of July 2019



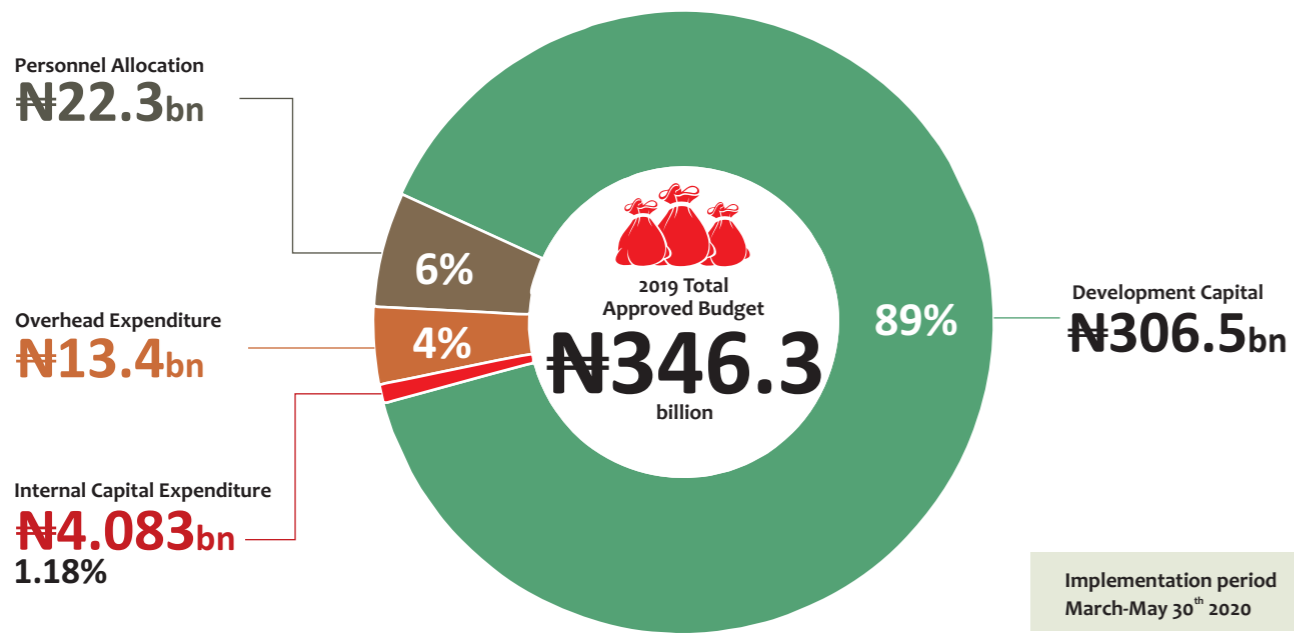
2018 budget achieved a 98% success in terms of revenue inflow.

Recurrent expenditure and the internal capital of **₦35.7billion**, representing 99.8% was received and spent as at December 2019..

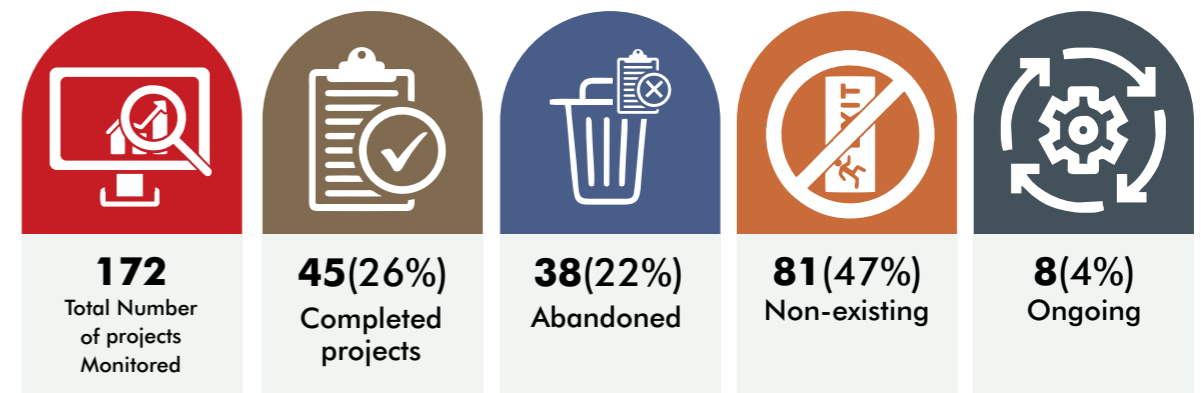
States Covered in the Monitoring and Number of Projects Monitored




2019 APPROVED NDDC BUDGET (passed in March 2020)



Summary of Field Monitoring Reports



Sources of Revenue to fund the 2019 NDDC Budget



5. Ondo State **₦13.839BN** Approved NDDC Budget

SECTOR/FOCUS AREAS	Nos OF PROJECTS	TOTAL APPROVED AMOUNT
Agriculture/ Fisheries	3	₦ 147,500,000m
Canalisation/Reclamation	13	₦ 991,000,000m
Education	60	₦ 858,817,637m
Energy & Power Supply	49	₦ 2,170,751,306bn
Health	21	₦ 470,325,000m
Jetty/Shore Protection	32	₦ 631,924,570m
Roads / Bridges	161	₦ 6,402,729,473bn
Governance, Social Services & Sport	53	₦ 1,468,375,033bn
Water Supply	56	₦ 698,280,545m
TOTAL	448	₦ 13,839,703,564bn

Sub-division of Capital allocation:

NDDC Capital allocation was sub-divided into



REGIONAL PROJECT BREAKDOWN (BY SUB-SECTOR)

SECTOR/ FOCUS AREAS	NOs OF PROJECTS	TOTAL APPROVED AMOUNT
Agriculture/ Fisheries	13	₦ 3,497,633,696
Canalisation/Reclamation	27	₦ 6,830,285,650
Community & Rural Development	6	₦ 262,950,000
Ecological	10	₦ 2,582,500,000
Education	14	₦ 2,052,350,000
Energy & Power Supply	39	₦ 9,393,316,032
ICT	22	₦ 1,344,415,000
Industrial & Enterprise Development	17	₦ 11,569,000,000
Strategic Planning, Research Statistics & Mgt. Information System	17	₦ 1,765,000,000
Projects Admin/ Others	11	₦ 15,464,722,837
Security Admin	10	₦ 3,324,900,000
Health	33	₦ 12,503,500,000
Shore Protection/ Jetty	29	₦ 4,211,245,550
Roads / Bridges	112	₦ 19,248,040,805
Youths Sports & Women Empowerment	19	₦ 1,226,500,000
Governance & Social Services	40	₦ 5,385,310,431
TOTAL	419	₦ 100,661,670,001

Ondo State Project Monitoring Report



FRIVOLOUS EXPENDITURE INSIDE THE REGIONAL ALLOCATION



Total Frivolous Figure

	SUB-SECTOR	Nos OF FRIVOLOUS PROJECTS	TOTAL APPROVED AMOUNT
	Community & Rural Development	4	₦ 245,700,000m
	Ecological	2	₦ 137,500,000m
	Education	3	₦ 271,000,000m
	Energy & Power Supply	3	₦ 1,175,000,000bn
	ICT	3	₦ 390,000,000m
	Industrial & Enterprise Development	5	₦ 491,500,000m
	Strategic Planning, Research Statistics & Mgt. Information System	13	₦ 1,660,000,000bn
	Projects Admin/ Others	4	₦ 14,325,000,000bn
	Security Admin	5	₦ 2,750,000,000bn
	Health	5	₦ 6,145,000,000bn
	Youths Sports & Women Empowerment	9	₦ 770,000,000m
	Governance & Social Services	15	₦ 2,732,000,000bn
	TOTAL	71	₦ 31,092,700,000bn

4. Imo State NDDC Capital Budget ₦10.526BN

	SECTOR/FOCUS AREAS	Nos OF PROJECTS	TOTAL APPROVED AMOUNT
	Education	20	₦ 241,510,000m
	Energy & Power Supply	72	₦ 1,148,261,235bn
	Canalisation	3	₦ 32,325,000m
	Health	26	₦ 633,446,199m
	Roads / Bridges	328	₦ 7,362,525,093bn
	Governance & Social Services	53	₦ 855,443,070m
	Water Supply	39	₦ 252,655,936m
	TOTAL	541	₦ 10,526,166,532bn

Imo State Project Monitoring Report



3. Rivers State **₦32.525BN**

Approved NDDC Budget

SECTOR/FOCUS AREAS	Nos OF PROJECTS	TOTAL APPROVED AMOUNT
Agriculture/ Fisheries	4	₦ 97,500,000m
Canalisation/Reclamation	26	₦ 3,639,313,443bn
Education	25	₦ 903,350,501m
Energy & Power Supply	116	₦ 3,219,557,598bn
Water Supply	80	₦ 2,420,506,507bn
Health	19	₦ 708,325,000m
Jetty/Shore Protection	26	₦ 1,102,001,000bn
Roads / Bridges	574	₦ 18,469,109.049bn
Governance, Social Services & Sport	67	₦ 1,966,282,488bn
TOTAL	937	₦ 32,525,945,586bn

STATES APPROVED CAPITAL ALLOCATIONS



Rivers Project Monitoring Report



2019 NDDC STATES CAPITAL ALLOCATIONS

1. Akwa Ibom State **₦38.97BN** Approved NDDC Budget

SUB-SECTOR	Nos OF PROJECTS	TOTAL APPROVED AMOUNT
Agriculture	3	₦187,500,000m
Ecological	15	₦3,566,000,000bn
Education	40	₦1,979,752,588bn
Energy & Power Supply	84	₦5,955,910,003bn
Health	12	₦987,250,000m
Shore Protection/ Jetty	13	₦793,000,000m
Roads / Bridges	399	₦19,487,092,770bn
Governance, Social Services & Sport	59	₦2,667,323,597bn
Water Supply	131	₦3,342,171,042bn
TOTAL	736	₦38.966billion

Akwa Ibom Project Monitoring Report



2. Delta State **₦41.648BN** Approved NDDC Budget

SECTOR	Nos OF PROJECTS	TOTAL APPROVED AMOUNT
Canalisation/Reclamation	11	₦930,060,653m
Ecological	4	₦105,880,284m
Education	53	₦2,899,640,246bn
Energy & Power Supply	130	₦5,788,224,021bn
Health	23	₦1,280,818,660bn
Jetty/Shore Protection	35	₦1,316,666,368bn
Roads / Bridges	654	₦26,842,098,098bn
Governance, Social Services & Sport	6	₦946,271,382m
Water Supply	83	₦1,538,800,317bn
TOTAL	999	₦41,648,460,029bn

Delta Project Monitoring Report

